








EZPLC Nano & Micro Selection Guide and Specifications

EZPLC Model Specifications						
Part Number	EZPLCN-D-16-8R	\$95		EZPLCM-D-24-8-8R	\$199	
	EZPLCN-D-F16-8R	\$119		EZPLCM-D-F24-8-8R	\$209	
	EZPLCN-D-F16-8R-485	\$139		EZPLCM-D-F24-8-8R-485	\$239	
				EZPLCM-D-24-8-8R-2AI2AOC	\$319	
				EZPLCM-D-24-8-8R-4AI4AOV	\$319	
				EZPLCM-D-F24-8-8R-2AI2AOC	\$329	
				EZPLCM-D-F24-8-8R-4AI4AOV	\$329	
				EZPLCM-D-F24-8-8R-2AI2AOC-485	\$339	
				EZPLCM-D-F24-8-8R-4AI4AOV-485	\$339	
Specifications	EZPLC Nano DC Power		EZPLC Micro DC Power			
Input Voltage Range	24VDC (20-28VDC)					
I/O Base	Fixed					
Inputs	16 DC input, 2 can be configured for 20 KHz Encoder		24 DC Inputs			
Outputs	8 Relay outputs, 10A/point		8 DC Out, 8 Relay out, 10A/point			
Power Supply Capacity	3.3V @ 1 Amp					
CPU & Support Electronics Power	300mA					
I/O Module Power	25mA					
Maximum Power Consumption	10 watts					
CPU Processor	32 Bit, 40 MHz RISC Processor					
Total Memory	64 KB (Ladder)					
Total # of Registers	8192 16Bit					
Typical Scan Time	3ms (1K Boolean)					
Real Time Clock/Calendar	No, but available thru EZTouch					
Data/Program Storage/Battery Backup	Both Stored in Flash, No Battery					
Operating Temperature	-10° C to 60° C					
Storage Temp.	-20° C to 70° C					
Humidity	10-95% Non-Condensing					
Electrical Noise	Nema ICS 2-230 Showering arc; ANSI C37.90a SWC; Level C Chattering Relay Test					
Agency Approval	UL, CUL, CE (File no. E209355)					
Withstand Voltage	1000VDC (1 minute) between power supply input terminal and protective ground)					
Insulation Resistance	Over 20M Ohm between power supply input and terminal and protective ground					
Vibration	5 to 55Hz 2G's for 2 hours in X,Y,and Z axis					
Shock	10G for under 12ms in the X,Y, and Z axis					
Communication Ports	RS232 (Programming and HMI Port Only with EZ Protocol)					
	RS 485					
External Dimensions	5.94" x 4.89" x 3.27" (150.75 x 124.16 x 83.10mm)		7.35" x 4.89" x 3.27" (186.69 x 124.16 x 83.10mm)			

EZPLC Selection Guide and Specifications

EZPLC Model Specifications

Part Number	Snap-in I/O Module base		Snap-in I/O Module base		Snap-in I/O Module base		Snap-in I/O Module base		Snap-in I/O Module base	
	EZPLCJ-D-32 - \$89		EZPLC-A-32 - Standard \$229		EZPLC-A-48 - Standard \$259		EZPLC-A-64 - Standard \$279		EZPLC-A-96 - Standard \$379	
	Screw-down I/O Module base		EZPLC-A-32E - Ethernet \$259		EZPLC-A-48E - Ethernet \$309		EZPLC-A-64E - Ethernet \$329		EZPLC-A-96E - Ethernet \$429	
	EZPLCPJ-D-32 - \$99		EZPLC-D-32 - Standard \$199		EZPLC-D-48 - Standard \$289		EZPLC-D-64 - Standard \$279		EZPLC-D-96 - Standard \$319	
	EZPLCPJ-A-32 - \$109		EZPLC-D-32E - Ethernet \$249		EZPLC-D-48E - Ethernet \$299		EZPLC-D-64E - Ethernet \$319		EZPLC-D-96E - Ethernet \$349	
			Screw-down I/O Module base		Screw-down I/O Module base		Screw-down I/O Module base		Screw-down I/O Module base	
			EZPLCP-A-32 - Standard \$239		EZPLCP-A-48 - Standard \$299		EZPLCP-A-64 - Standard \$329		EZPLCP-A-96 - Standard \$429	
			EZPLCP-A-32E - Ethernet \$279		EZPLCP-A-48E - Ethernet \$359		EZPLCP-A-64E - Ethernet \$379		EZPLCP-A-96E - Ethernet \$489	
			EZPLCP-D-32 - Standard \$229		EZPLCP-D-48 - Standard \$289		EZPLCP-D-64 - Standard \$329		EZPLCP-D-96 - Standard \$299	
			EZPLCP-D-32E - Ethernet \$279		EZPLCP-D-48E - Ethernet \$339		EZPLCP-D-64E - Ethernet \$379		EZPLCP-D-96E - Ethernet \$399	
										
Specifications	EZPLC models with "E" suffix are built with 10/100 Base-T Ethernet with a standard RJ45 connector									
	4 Slot EZPLC Jr AC Power	4 Slot EZPLC Jr. DC Power	4 Slot EZPLC AC Power	4 Slot EZPLC DC Power	6 Slot EZPLC AC Power	6 Slot EZPLC DC Power	8 Slot EZPLC AC Power	8 Slot EZPLC DC Power	12 Slot EZPLC AC Power	12 Slot EZPLC DC Power
Input Voltage Range	110 VAC (95-125VAC)	24VDC (20-28VDC)	110 VAC (95-125VAC)	24VDC (20-28VDC)	110 VAC (95-125VAC)	24VDC (20-28VDC)	110 VAC (95-125VAC)	24VDC (20-28VDC)	110 VAC (95-125VAC)	24VDC (20-28VDC)
Maximum I/O Capacity	4 Slot Base (32I/O Max)		4 Slot Base (32I/O Max)		6 Slot Base (48I/O Max)		8 Slot Base (64I/O Max)		12 Slot Base (96I/O Max)	
Power Supply Capacity	3.3V @ 1 Amp									
CPU & Support Electronics Power	300mA									
I/O Module Power	25mA									
DeviceNet/Profibus Interface Power	NA		DeviceNet 50mA, Profibus 100mA							
Maximum Power Consumption	10 watts		10 watts		11 watts		12 watts		15 watts	
CPU Processor	32 Bit, 40 MHz RISC Processor									
Total Memory	64 KB (Ladder)									
Total # of Registers	8192 16Bit									
Typical Scan Time	5ms (1K Boolean)		3ms (1K Boolean)							
Real Time Clock/Calendar	NA		Built-in							
Battery Backup	NA		Yes, Lithium coin cell battery with 5 year life expectancy, with a low battery indicator							
LED Indicators	Input Power, CPU Status (Run, Program & Run/Program) , Low Battery and RS232 Programming Port active indicators									
I/O Supported	EZI/O Snap-in modules with status LEDs and Removable Terminal Block DC / AC / Analog / Relay / Thermocouple / High Speed Counter / DeviceNet / Profibus									
Operating Temperature	-10C to 60C									
Storage Temp.	-20C to 70C									
Humidity	10-95% Non-Condensing									
Electrical Noise	Nema ICS 2-230 Showering arc; ANSI C37.90a SWC; Level C Chattering Relay Test									
Agency Approval	UL, CUL, CE (File no. E209355)									
Withstand Voltage	1000VDC (1 minute) between power supply input terminal and protective ground)									
Insulation Resistance	Over 20M Ohm between power supply input and terminal and protective ground									
Vibration	5 to 55Hz 2G's for 2 hours in X,Y,and Z axis									
Shock	10G for under 12ms in the X,Y, and Z axis									
Communication Ports	RS232		Standard Model: Port 1: RS232 (Programming and HMI Port Only with EZ Protocol) Port 2: RS422 (1.2K, 2.4K, 4.8K, 9.6K, 19.2K, and 38.4K Baud Rates supported) ASCII In/Out							
	NA		Ethernet Model: Port 1: RS232 (Programming and HMI Port Only with EZ Protocol) Port 2: RS422 (1.2K, 2.4K, 4.8K, 9.6K, 19.2K, and 38.4K Baud Rates supported) ASCII In/Out Port 3: Ethernet TCP/IP with EZ Protocol for programming or interface to an HMI							
External Dimensions	5.75" x 4.868" x 3.124" (146.05 x 123.65 x 79.356mm)		5.75" x 4.868" x 3.124" (146.05 x 123.65 x 79.356mm)		8.35" x 4.868" x 3.124" (212.09 x 123.65 x 79.356mm)		9.21" x 5.818" x 3.124" (233.93 x 147.78 x 79.356mm)		14.908" x 5.173" x 3.124" (378.65 x 131.4 x 79.356mm)	